



# CITY OF ASTORIA

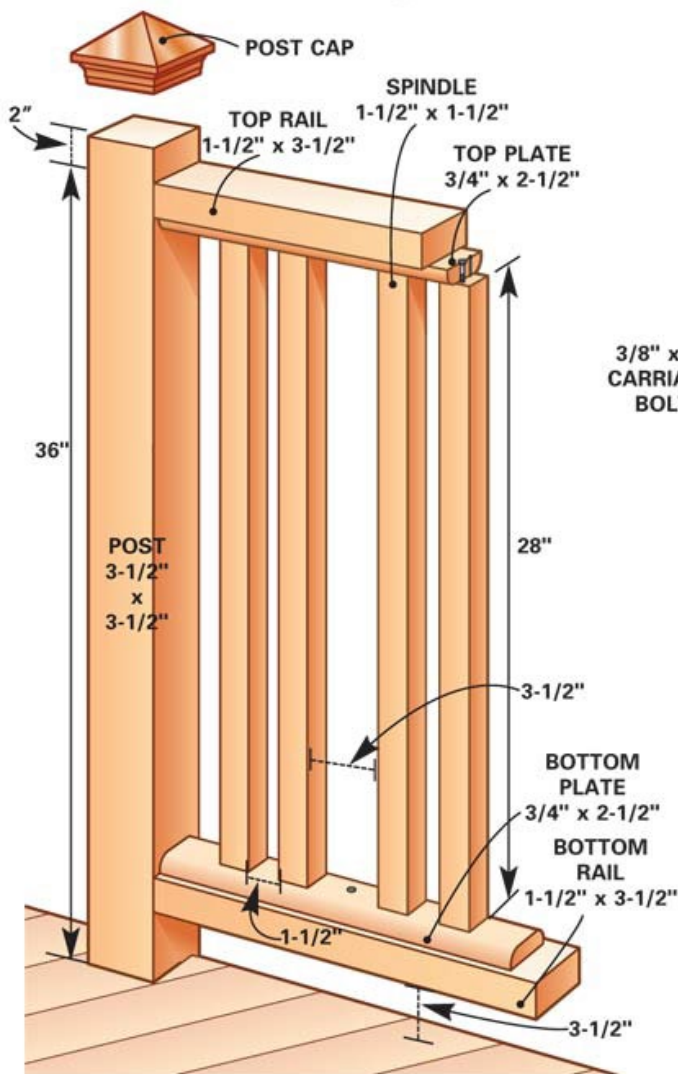
Founded 1811 • Incorporated 1856

1095 Duane Street • Astoria, OR 97103 • Phone 503-338-5183 • [www.astoria.gov](http://www.astoria.gov) • [planning@astoria.gov](mailto:planning@astoria.gov)

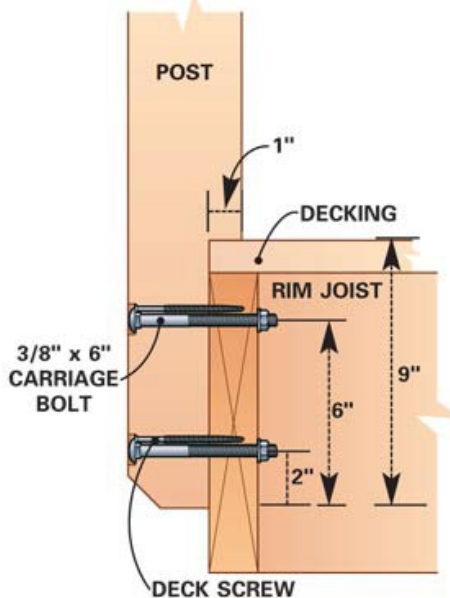
## Historic Properties – Design and Materials

### Stairs / Railings / Decking

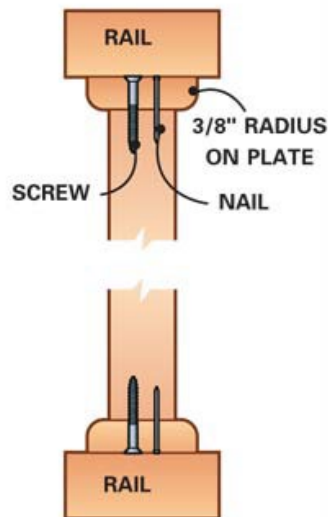
#### Cedar rail assembly



#### Post attachment

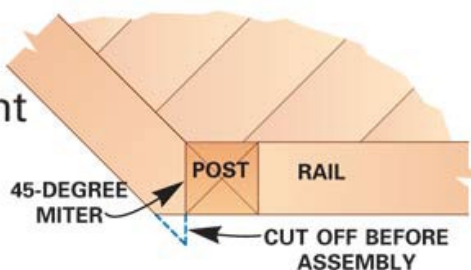


#### Spindle attachment



#### 45° rail attachment

TOP VIEW



**CORRECT** Examples



**INCORRECT** Examples




SPINDLE ENDS should be enclosed within the upper and lower rails, as pictured to the left.



INCISION/CLEAT marks are not allowed.



INCORRECT: Unpainted wood; Posts need to be covered similar to the picture to the left



Correct: Supports covered with fascia board; Decking extends past the support and posts; Enclosed below with framed lattice or other approved enclosure.



Incorrect: Supports on outside of decking visible/exposed; Open below deck with visible supports.



Correct: Support posts line up with 1<sup>st</sup> and 2<sup>nd</sup> floor; balusters are within proportions and meet historic characteristics.



Incorrect: Support posts do not line up between 1<sup>st</sup> and 2<sup>nd</sup> floors; balusters too tall; handrail extends past post; no spindles along staircase.



Keep handrails simple and low. An open upper rail can be added to help meet required building codes.

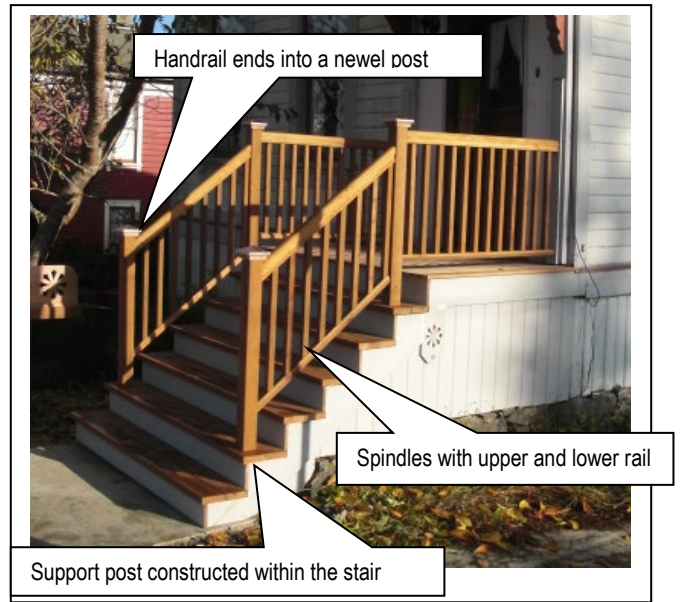


High Balustrade too tall; out of proportion.

# STAIR CONSTRUCTION

**INCORRECT**

**CORRECT**



Other **CORRECT** examples



*Good – Porch railing is solid and strong. No higher than the window sill.*

